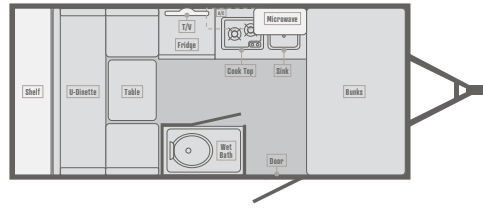


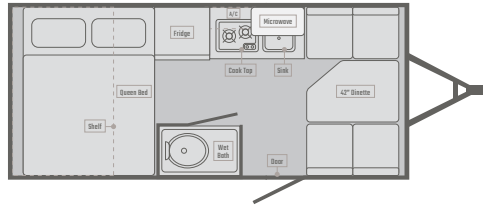


**SKINNY GUY**  
CAMPER S

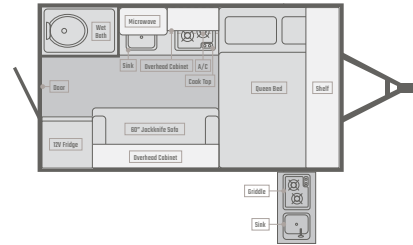
# ARMOR LT CAMPER S



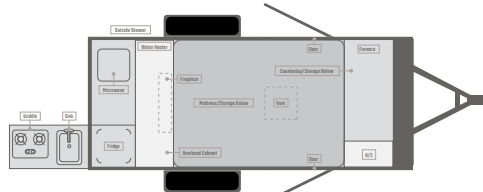
17LT z



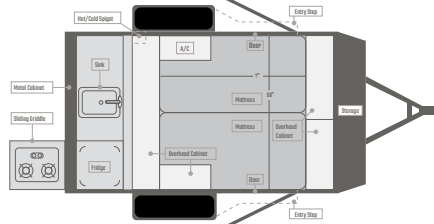
17LT x



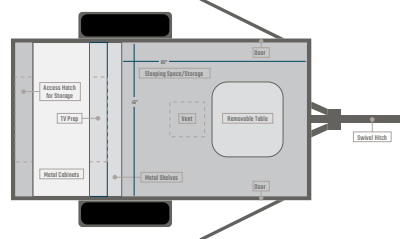
15LT



12LT



10LT



7LT

## Skinny Guy Campers - ARMOR LT

### The Journey Begins

#### Specifications

#### Weights

Dry Hitch Wt.

Unloaded Vehicle Wt.

Cargo Carrying Capacity

Gross Vehicle Wt. Rating

#### Measurements

Exterior Length (overall)

Exterior Height

Exterior Box Width

Exterior Width (overall)

Interior Height (main)

Power Awning (optional)

#### Tank Capacities

Fresh Water Capacity (gal)

Grey Water Capacity (gal)

Black Tank Capacity (gal)

Propane Unit (lbs)

#### Miscellaneous

Sleeps

Truma Combi Water Heater

Truma Combi Furnace BTU

Tire Size

	7LT	10LT	12LT	15LT	17LT x	17LT z
Dry Hitch Wt.	63	140	180	280	306	320
Unloaded Vehicle Wt.	500	1700	1940	2300	2180	2300
Cargo Carrying Capacity	663	1440	1240	980	1126	1020
Gross Vehicle Wt. Rating	1163	3140	3180	3280	3306	3320
Exterior Length (overall)	10'7"	13'2"	15'9"	15'6"	18'	18'
Exterior Height	5'2"	6'10"	6'10"	8'6"	8'8"	8'8"
Exterior Box Width	4'1"	5'	5'	6'9"	6'9"	6'9"
Exterior Width (overall)	5'8"	6'9"	6'9"	6'9"	6'9"	6'9"
Interior Height (main)	3'5"	46"	46"	6'2"	6'2"	6'2"
Power Awning (optional)	N/A	7'6"	7'6"	11'	8'	8'
Fresh Water Capacity (gal)	0	26	26	18	26	26
Grey Water Capacity (gal)	0	0	0	23	18	18
Black Tank Capacity (gal)	0	0	0	23	17	17
Propane Unit (lbs)	0	20	20	20	20	20
Sleeps	2	2	2	3	4	4
Truma Combi Water Heater	N/A	2.64	2.64	2.64	2.64	2.64
Truma Combi Furnace BTU	N/A	14,300	14,300	14,300	14,300	14,300
Tire Size	ST185/80R13	ST235/75R15C	ST235/75R15C	ST235/75R15C	ST235/75R15C	ST235/75R15C

## Chassis and Running Gear

	7LT	10LT	12LT	15LT	17LT x	17LT z
Norco stamped & huck-bolted, heavy-gauge steel, powder-coated mainframe w/ EZ-Extend hitch jack		X	X	X	X	X
Torsion-Flex 1,100lbs independent suspension axle w/ electric brakes & max-clearance design	X					
Torsion-Flex 3,000lbs independent suspension axle w/ electric brakes & max-clearance design		X	X	X	X	X
Dual rear, heavy duty extendable BAL stabilizing jacks w/ foot pads		X	X	X	X	X
Over-sized, all-terrain radial tires, w/ alloy aluminum sport wheels		X	X	X	X	X
Laser cut & powder-coated mounting platform for dual battery, propane tank & generator		X	X	X	X	X
Power Tongue Jack		X	X	X	X	X
Under-mount, hidden spare tire w/EZ-Crank access system		X	X	X	X	X
Electric brake packag		X	X	X	X	X
RV and cycle swivel hitch	X					

## Construction

EXO™ Protectant coating & seal on lower and upper construction joints		X	X	X	X	X
Heavy-gauged, powder-coated aluminum wheel fenders	X	X	X			
Welded, aluminum framed, main coach-body construction	X	X	X	X	X	X
Durable white Filon™ fiberglass exterior skin w/ Azdel Alum/Azdel	Alum/Azdel	X	X	X	X	X
Vacuum-bonded fiberglass sidewall construction with Azdel (interior/exterior)				X	X	X
Multi-purpose gear rack		X	X			
Diamond plate running boards		X	X			
Oversized, dual, lockable entry doors w/ built-in slider window	X	X	X			
Side-entry doorway	X	X	X		X	X
Rear-entry doorway				X		
Keyed alike doors	X	X	X	X	X	X
Awning (Optional power awning on 15 & 17)		X	X	X	X	X
Glass egress window				X	X	X
Ultra spacious outside storage compartment				X	X	X
Accessory rear hitch receiver		X	X	X	X	X
Heavy duty roof rack		X	X			

## Comfort and Utilities

LED lighting, interior and exterior	X	X	X	X	X	X
Multiple 110V, 12V & USB outlets, conveniently located	X	X	X	X	X	X
30-AMP converter w/ 30' detachable, easy-store power cord	X	X	X	X	X	X

## Comfort and Utilities

	7LT	10LT	12LT	15LT	17LT x	17LT z
14,300 BTU Truma Combi heater & water heater		X	X	X	X	X
5,000-BTU wall-mounted A/C		X	X			
110V floor mounted A/C				X	X	X
Prep for TV w/ cable plug & multi-directional TV antenna	TV Prep	X	X	X	X	X
Easy-plug solar prep package	X	X	X	X	X	X
Solar panel & charge controller		X	X	X	X	X
E-Z swap propane tank		X	X	X	X	X
Propane quick connect		X	X	X	X	X
Fire extinguisher	X	X	X	X	X	X
Propane/CO detector	X	X	X	X	X	X
12V, 3-speed roof vent	X	X	X	X	X	X
Oversized interior storage cabinets with netting	X	X	X	X	X	X
Under-bed hidden, storage compartments		X	X			
4" deluxe comfort, quilted bed mattresses	X	X	X			
E-Z Sofa bed/dinette system				X		
Queen bed w/ 8" plush mattress				X	X	
U-dinette w/ intergrated folding sofa/bed						X
Dual front bunks						X
Dinette, 4-person					X	
Portable toilet	X	X	X			
Outside shower		X	X	X	X	X
Wet bath w/ integrated shower & toilet				X	X	X
18 gallon fresh water tank				X		
26 gallon fresh water tank		X	X		X	X

## Culinary

12V outside access refrigerator		X	X			
Integrated sink with 26 gallon fresh water tank and 12V water pump		X	X			
Slide-out kitchenette w/ Blackstone Griddle™		X				
Exterior kitchenette with microwave, 12V refrigerator and Blackstone Griddle™		X	X			
Exterior DIY kitchen storage	X					
2-burner cooktop				X	X	X
Kitchen sink with integrated faucet				X	X	X
Microwave				X	X	X
12V 3.3 cu ft. super chill refrigerator				X	X	X

skinnyguycampers.com